

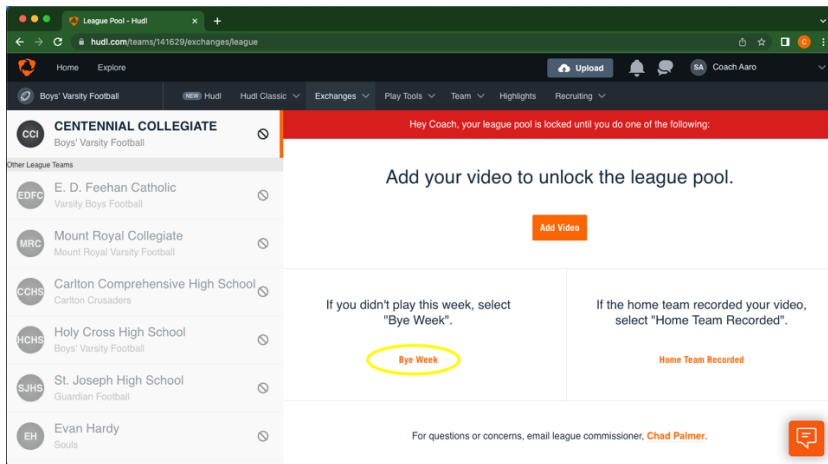
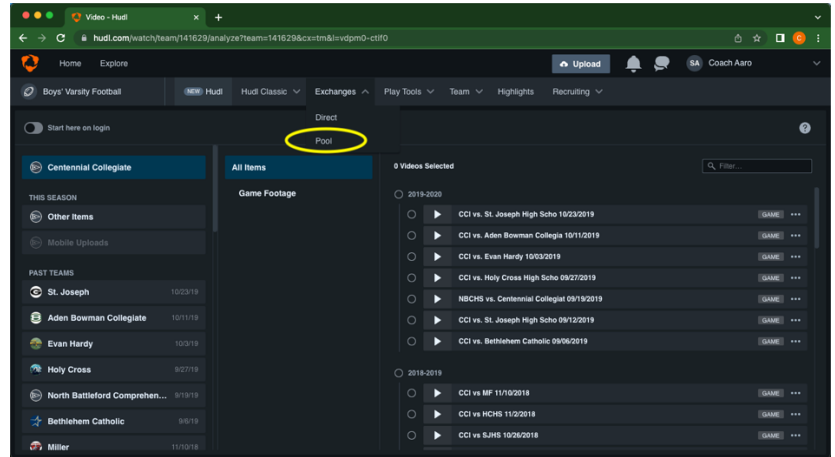


# SSSAD League Exchange Walkthrough

## Step 1:

Be sure you're logged in as a team Administrator, not every coach has access to the exchange.

Click the 'Pool' link in the 'Exchanges' drop down of the main Hudl page on your account



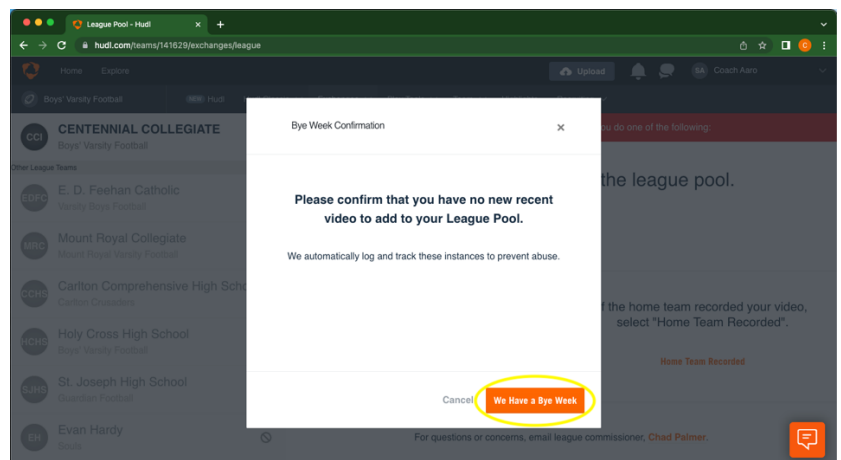
## Step 2:

Once inside the pool you will see a screen that has all the other teams in the league locked out until you upload video into the pool. You DO NOT need to upload video.

Click the 'Bye Week' link. This allows you to bypass uploading video. This step will need to be done weekly.

## Step 3:

Although you do not have a bye week, click the confirm bye week button at the bottom of the bye week confirmation page.

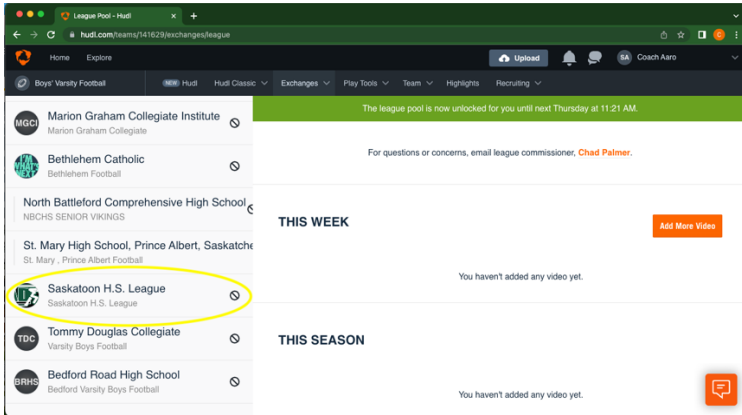




# SSSAD League Exchange Walkthrough

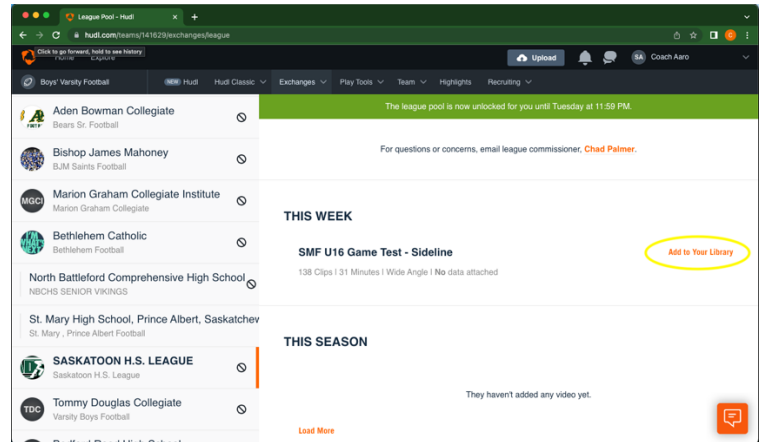
## Step 4:

Now the entire pool is unlocked. All teams are listed on the left-hand side of the pool. Select the 'Saskatoon H.S. League' account for any game played at SMF Field. All games played in PA and NB will be on those team's pages inside the Pool. Those coaches are responsible to upload the game video to their library and share to the pool.



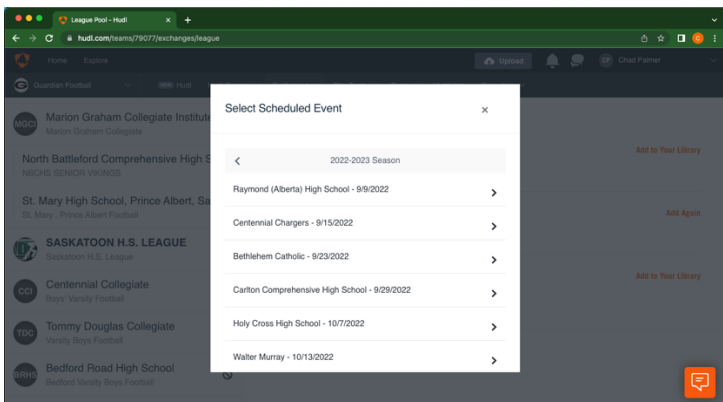
## Step 5:

Select the video you wish to add to your library. We have uploaded a test game for you to add to your library. NOTE you must have your schedule completed on your account to add video to. You need an event to add anything to your library, without your season schedule done you will not be able to upload any video.



## Step 6:

After you've selected which file you want to add to your library. You'll need to choose which event that file pertains to your season.

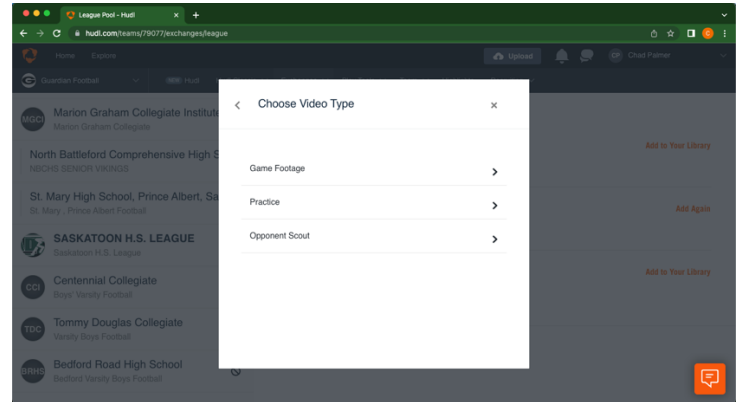




## SSSAD League Exchange Walkthrough

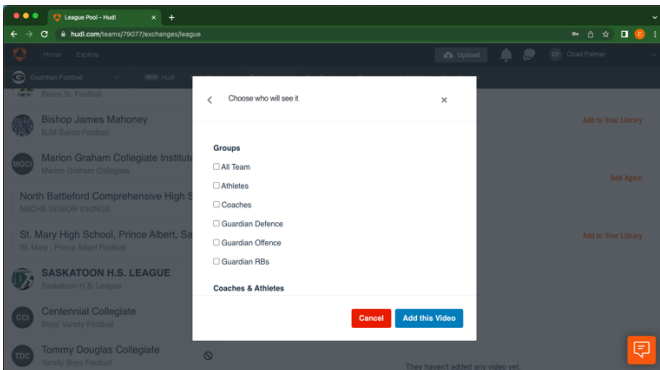
### Step 7:

If you've downloaded your game from the previous week, you'll upload it to 'Game Footage' in the event from the previous week. If you've downloaded video of an upcoming opponent, you'll want to add it to 'Opponent Scout' in the event of that upcoming opponent.



### Step 8:

The final step is sharing the video with your team. You need to select a group for anyone to be able to see it. If you miss this step, the file will still be in your library, but no one will be able to view it until it's shared with their specific group or 'All Team'.



This process only takes 2 minutes to download any video. There is no amount of video you are limited to downloading besides what your account storage can hold. All games will be uploaded to the SSSAD account the night of your game.

No game tags will be uploaded to the files being pulled from the league exchange. Please see the next document titled 'Game Tagging'. If you have any questions or concerns, please contact:

[video@saskatoonminorfootball.com](mailto:video@saskatoonminorfootball.com)

or call our office during business hours (306)975-0848